



Information for parents and carers (Jigsaw 3-11)

Welcome!

School and home partnership

We aim to inform you of:

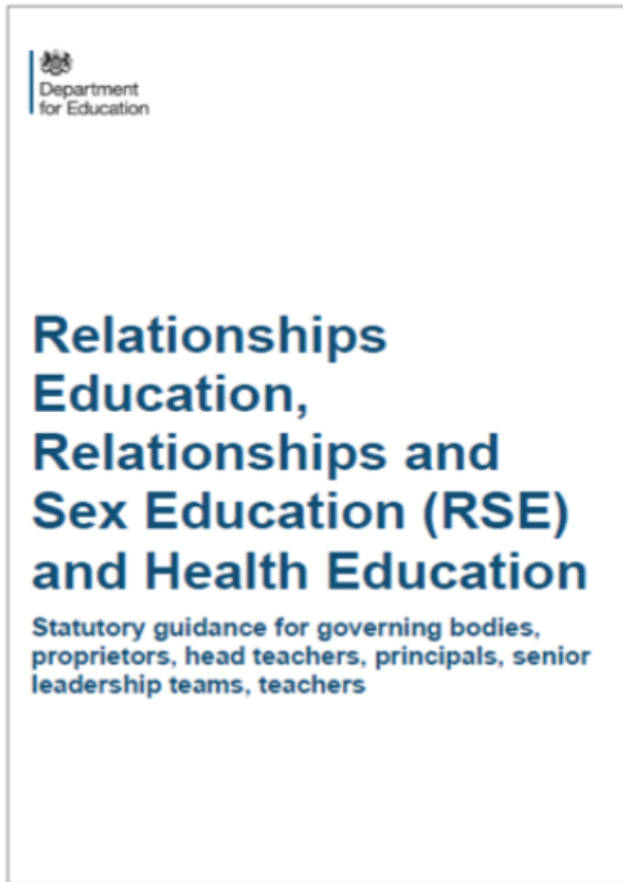
- The school's legal obligations on Relationships, Sex and Health Education (from 2020)
- What we mean by Sex Education
- Your rights as a parent/carer
- How, what, why and when we intend to teach children

What can school lessons provide for your children?

- Safeguarding
- Accurate information – e.g. names for body parts
- Safe and supportive environment
- Chance to ask questions
- Chance to discuss common issues and worries
- Chance to see and celebrate what are normal, healthy, respectful relationships
- How to recognise when relationships are not healthy
- Where to find out more
- Where to get help



Compulsory status of RSE and Health Education



In 2017 the government passed an amendment to the Children and Social Work Bill to make RSE and Health Education statutory from **Sept 2020**.

Supported by over 100 organisations, including Public Health England, Teaching Unions, NCB, etc.

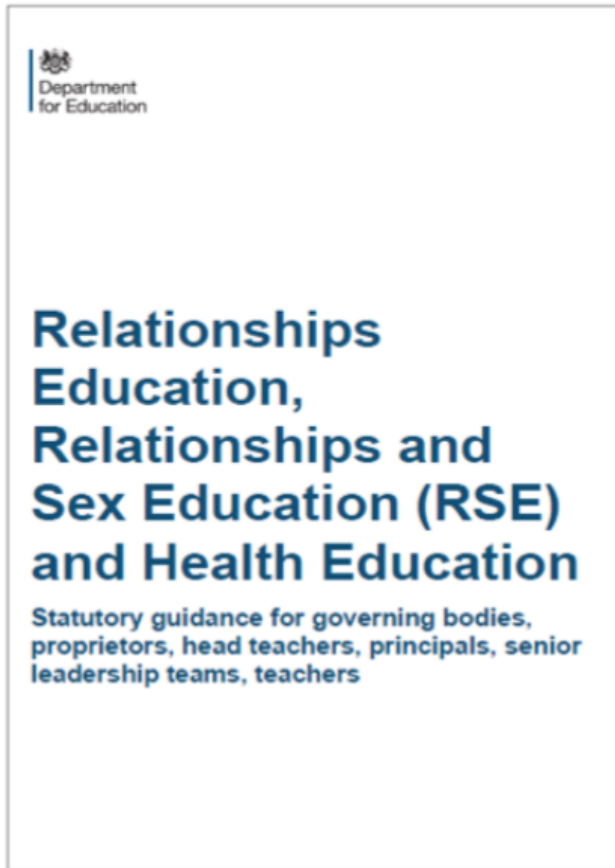
Ratified by House of Lords 24 April 2019

Jigsaw meets all the expectations of the DfE guidance (published April 2019)

...as long as it is delivered fully and well.



What have schools got to teach?

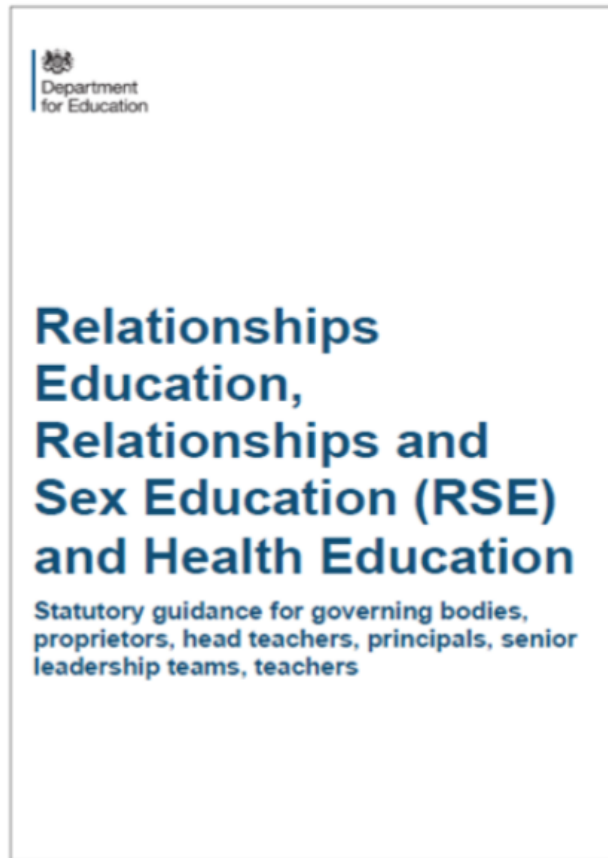


PRIMARY

RELATIONSHIPS EDUCATION IS COMPUSLORY
HEALTH EDUCATION IS COMPULSORY



What are the *statutory* expectations for Primary Relationships Education?



- Families and people who care for me
- Caring friendships
- Respectful relationships
- Online relationships
- Being safe



What does the government (England) say is the aim of Relationships Education?

‘Today’s children and young people are growing up in an increasingly complex world and living their lives seamlessly on and offline....children and young people need to know how to be safe and healthy, and how to manage their academic, personal and social lives in a positive way’

DfE Guidance on Relationships Education, Sex Education and Health Education 2019

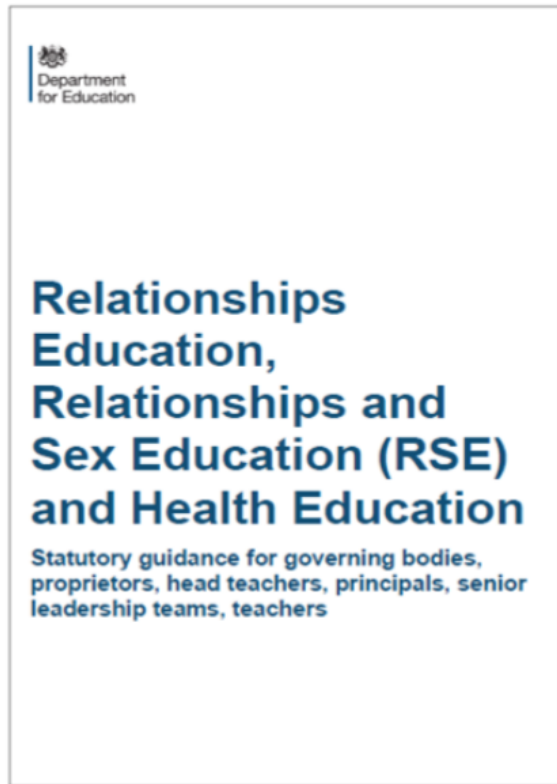


‘Schools are required to comply with relevant requirements of the Equality Act 2010. Further guidance is available for schools in The Equality Act 2010 and schools advice. Schools should pay particular attention to the Public sector equality duty (PSED) (s.149 of the Equality Act).’ - Para 27 page 13

‘Schools should be alive to issues such as everyday sexism, misogyny, homophobia and gender stereotypes and *take positive action to build a culture where these are not tolerated*, and any occurrences are identified and tackled.’ - Para 31 page 13



What are the *statutory* expectations for Primary Health Education?



- Mental wellbeing
- Internet safety and harms
- Physical health and fitness
- Healthy eating
- Drugs, alcohol and tobacco
- Health and prevention
- Basic First Aid
- **Changing adolescent body (Puberty)**



September
2020
onwards in
Primary
Schools
(England)

Legally:

1. Schools MUST teach the Science curriculum
2. Schools MUST teach Relationships and Health Education (including changing adolescent body)

Plus...

a 'recommendation' that all schools have a Sex Education Programme

How schools do this is left up to them.



Keeping children SAFE

Ignorance does not protect innocence...
and may make children vulnerable.

PSHE (Personal, Social, Health Education) including Relationships Education, Health Education and Sex Education aims to keep children safe.



Can parents
withdraw their
children from
RSHE?

From September
2020...

(Government guidance 2019
page 17)

“Parents have the right to request that their child be withdrawn from some or all of sex education delivered as part of statutory RSE”.

NOT from Relationships or Health Education.

So, this session is to inform you of what this school defines as Sex Education,

what we intend to teach in RSHE and why...

...so you can make this decision.



What is Jigsaw?



A whole-school PSHE Programme comprising:

- A comprehensive and completely original scheme of work (lessons) for ages 3 to 16
- PSHE (Personal, Social, and Health Education) includes statutory Relationships and Health Education
- A detailed weekly lesson plan for all year groups, including all teaching resources
- The Jigsaw Approach, underpinned by mindfulness
- Assemblies, Jigsaw Friends, Jigsaw Chimes, original music and songs, Jigsaw Jerrie Cat



Whole-school approach from 3-16

Being Me in My World

Celebrating Difference

Dreams and Goals

Healthy Me

Relationships

Changing Me



- Relationships
- Values
- Mental health
- Self-esteem
- Social skills
- Safeguarding inc.
Internet safety

(Golden Threads)

How Jigsaw teaches about different families in Yr1



How Jigsaw teaches about different families in Yr3

Celebrating Difference

'Family' Pictures PowerPoint Slides 1-12 - Ages 7-8 - Piece 1



Celebrating Difference

'Family' Pictures PowerPoint Slides 1-12 - Ages 7-8 - Piece 1





Relationships

Jealousy PowerPoint Slides 1-3 - Ages 8-9 - Piece 1

Marcus is popular and has a big friendship group. Ahmed wishes he could be the same.

Grace is going to Disney World for her holiday. Jamie isn't going on holiday this year.



Amy usually plays with Becky, but today she wants to play with a different friend.

Olivia always looks good in her selfies. Emily hates taking selfies of herself because she thinks she looks fat.





Solve it together

'Solve it together' Technique

Step 1 - 'Solve it together' code

Each person needs to agree to

- Respect each other
- Take turns to speak
- Be honest
- Involve an adult if it is serious
- Want to solve the problem



Step 2 - Hearing both sides of the problem

Each child has the chance to say what he/she thinks happened.



Step 3 - Sharing feelings

Each child has the chance to say how he/she feels about the situation.

Then each child has a chance to say how he/she thinks the other person might be feeling.




Step 4 - Finding solutions


The children think of what they can do to solve the situation or to make the situation better for them both.



Step 5 - The agreement

The children choose a solution and shake hands.





Any questions?