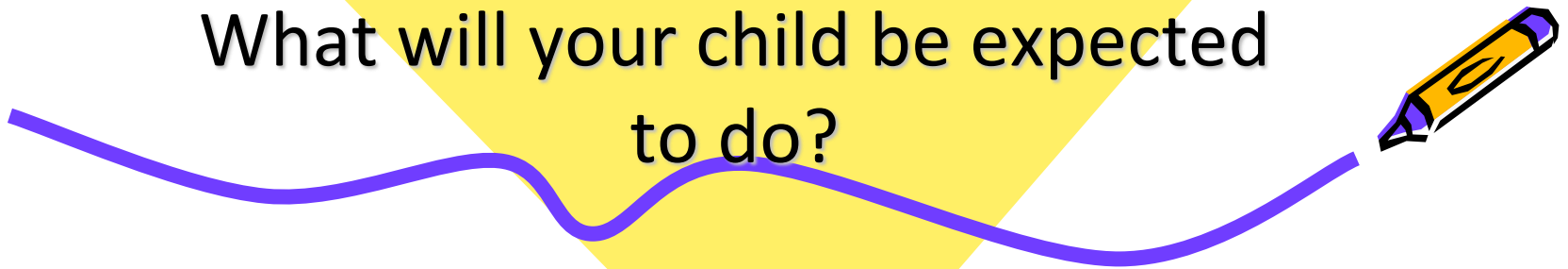




Key Stage 1 SATs

What are they all about?

What will your child be expected
to do?



Measuring Success

At the end of Key Stage 1 all children are required to be tested in different areas of Maths and English.

Throughout the year we have been preparing children for these tests.

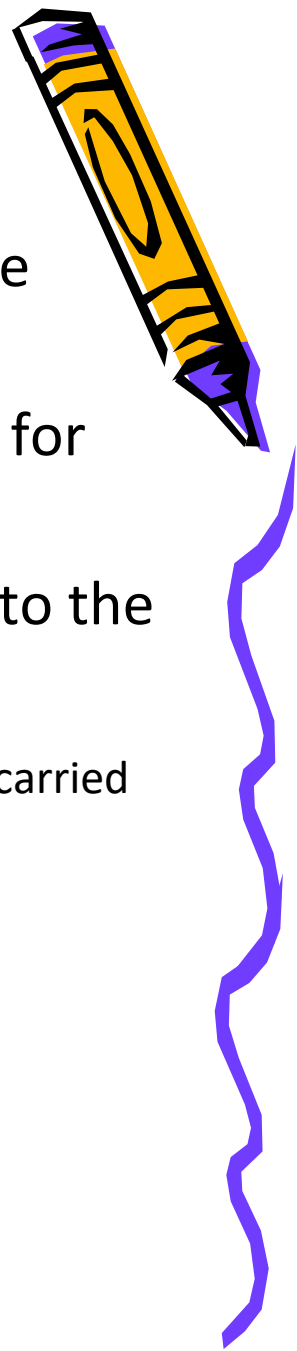
Tests inform Teacher Assessments that are submitted to the government at the end of the year.

*The tests are just one part of a range of assessments which have been carried out throughout your child's time in KS1.

The emphasis is on teacher assessment.

The children can be assessed throughout the year.

The tests are used to inform final teacher judgements.




Tasks and Tests

Children will take assessments in:

- Reading
- Maths – arithmetic and reasoning

*There is no test for English writing this is based on teacher assessment




How do we administer the tasks and tests?

The children are taken out of class in small groups to a quiet area to work.

Maths tests can be read to the children as we are not testing reading but Maths at this point.


Encouragement with reading is given.




When are Key Stage 1 SATs this year?

Key Stage 1 SATs this year are;
Week beginning 16th May

It is vital that all children attend school every day this week so that they can complete their assessments.



The Tests



The Reading Test consists of two separate papers:

- **Paper 1** – Contains a variety of texts with questions.
- **Paper 2** – Contains a longer reading booklet. Children will write their answers to questions about the passage in a separate booklet.
- Children are given time to complete as much of the paper as possible.
- The texts will cover a range of poetry, fiction and non-fiction.
- Questions are designed to assess the comprehension and understanding of a child's reading.



Sample Questions

Monster and Frog at Sea

One hot sunny day Monster and Frog went to the seaside.

Monster lay on the sand, sunbathing. But Frog was bored and restless.

"If we had a boat," said Frog, "we could sail away to sea and have an adventure. We could be explorers!"

Frog was always looking for adventure. Monster wasn't.

Practice questions

c What kind of day was it?

Tick **one**.

cloudy

sunny

cold

wet

d What was Monster doing?



For **Maths** children will sit two tests:

- **Paper 1** is for arithmetic. It covers calculation methods for all operations.
- **Paper 2** covers problem solving, reasoning and mathematical fluency. (apparatus **cannot** be used i.e. 100 squares etc.)



Sample Questions

Paper 1: Arithmetic



$89 + 10 = \boxed{}$

$39 - 8 = \boxed{}$

$3 \times 3 = \boxed{}$

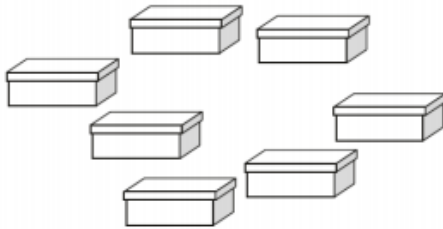

$35 \div 5 = \boxed{}$

$\frac{1}{4} \text{ of } 20 = \boxed{}$

$86 - 21 = \boxed{}$



Paper 2: Reasoning



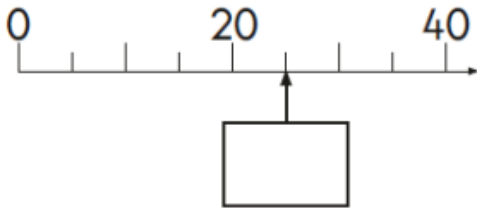
Sita puts **2** shoes in each of these boxes.

How many shoes are there altogether?

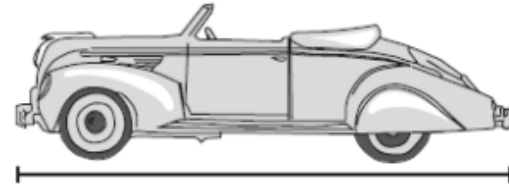
 shoes

Look at the number line.

Write the correct number in the box.

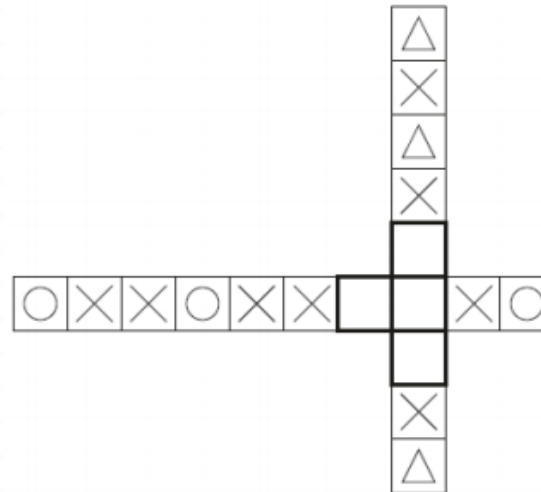


Use a ruler to measure the length of the toy car.




Here are two shape patterns.

Draw a shape in each empty box to make the patterns correct.



What can you do a home?


- First and foremost, support and reassure your child that there is nothing to worry about and that they should always just try their best. Praise and encourage!
- Ensure your child has the best possible attendance at school.
- Support your child with any homework tasks.
- Talk to your child about what they have learnt at school and what book(s) they are reading (the character, the plot, their opinion).



How to Help with Reading

Listening to your child read can take many forms:

- First and foremost, focus developing an *enjoyment and love of reading*.
- Enjoy stories together – reading stories to your child is equally as important as listening to your child read.
- Read a little at a time but often, rather than rarely but for long periods of time!




Talk about the story before, during and afterwards – discuss the plot, the characters, their feelings and actions, how it makes you feel, predict what will happen and encourage your child to have their own opinions.

Look up definitions of words together – you could use a dictionary, the Internet or an app on a phone or tablet.


All reading is valuable – it doesn't have to be just stories. Reading can involve anything from fiction and non-fiction, poetry, newspapers, magazines, football programmes, TV guides.



Visit the local library - it's free!



How to Help with Writing




- Practise and learn weekly spelling lists – make it fun!
- Encourage opportunities for writing, such as letters to family or friends, shopping lists, notes or reminders, stories or poems.
- Write together – be a good role model for writing.
- Encourage use of a dictionary to check spelling.
- Allow your child to use a computer for word processing, which will allow for editing and correcting of errors without lots of crossing out.
- Remember that good readers become good writers! Identify good writing features when reading (e.g. vocabulary, sentence structure, punctuation).

Show your appreciation: praise and encourage, even for small successes!




How to Help with Maths



- Play times tables games.
- Play mental maths games including counting in different amounts, forwards and backwards.
- Encourage opportunities for telling the time.
- Encourage opportunities for counting coins and money e.g. finding amounts or calculating change when shopping.
- Look for numbers on street signs, car registrations and anywhere else.
- Look for examples of 2D and 3D shapes around the home.
- Identify, weigh or measure quantities and amounts in the kitchen or in recipes.
- Play games involving numbers or logic, such as dominoes, card games, draughts or chess.



Teacher Assessment



- The government has set interim assessment criteria.
- Currently, in Reading, Writing and Maths children will be assessed as:

Working towards the expected standard

Working at the expected standard

Working at 'greater depth'.

- Every aspect of assessment must be met for a child to achieve that standard.
- In Science children will either be assessed as 'working at the expected standard' or not.



Interim teacher assessment framework at the end of key stage 1 - reading

Working towards the expected standard

The pupil can:

- read accurately by blending the sounds in words that contain the common graphemes for all 40+ phonemes*
- read accurately some words of two or more syllables that contain the same grapheme-phoneme correspondences (GPCs)*
- read many common exception words*.

In a book closely matched to the GPCs as above, the pupil can:

- read aloud many words quickly and accurately without overt sounding and blending
- sound out many unfamiliar words accurately.

In discussion with the teacher, the pupil can:

- answer questions and make inferences on the basis of what is being said and done in a familiar book that is read to them.

Working at the expected standard

The pupil can:

- read accurately most words of two or more syllables
- read most words containing common suffixes*
- read most common exception words*.

In age-appropriate books, the pupil can:

- read words accurately and fluently without overt sounding and blending, e.g. at over 90 words per minute
- sound out most unfamiliar words accurately, without undue hesitation.


In a familiar book that they can already read accurately and fluently, the pupil can:

- check it makes sense to them
- answer questions and make some inferences on the basis of what is being said and done.

Working at greater depth within the expected standard

The pupil can, in a book they are reading independently:

- make inferences on the basis of what is said and done
- predict what might happen on the basis of what has been read so far
- make links between the book they are reading and other books they have read.



Interim teacher assessment framework at the end of key stage 1 - writing

Working towards the expected standard

The pupil can write sentences that are sequenced to form a short narrative, after discussion with the teacher:

- demarcating some sentences with capital letters and full stops
- segmenting spoken words into phonemes and representing these by graphemes, spelling some correctly
- spelling some common exception words*
- forming lower-case letters in the correct direction, starting and finishing in the right place
- forming lower-case letters of the correct size relative to one another in some of the writing
- using spacing between words.

Working at the expected standard


The pupil can write a narrative about their own and others' experiences (real and fictional), after discussion with the teacher:

- demarcating most sentences with capital letters and full stops and with some use of question marks and exclamation marks
- using sentences with different forms in their writing (statements, questions, exclamations and commands)
- using some expanded noun phrases to describe and specify
- using present and past tense mostly correctly and consistently
- using co-ordination (or / and / but) and some subordination (when / if / that / because)
- segmenting spoken words into phonemes and representing these by graphemes, spelling many correctly
- spelling many common exception words*
- spelling some words with contracted forms*
- adding suffixes to spell some words correctly in their writing
e.g. *-ment, -ness, -ful, -less, -ly**
- using the diagonal and horizontal strokes needed to join letters in some of their writing
- writing capital letters and digits of the correct size, orientation and relationship to one another and to lower case letters
- using spacing between words that reflects the size of the letters.

Working at greater depth within the expected standard

The pupil can write for different purposes, after discussion with the teacher:

- using the full range of punctuation taught at key stage 1 mostly correctly
- spelling most common exception words*
- spelling most words with contracted forms*
- adding suffixes to spell most words correctly in their writing,
e.g. *-ment, -ness, -ful, -less, -ly**
- using the diagonal and horizontal strokes needed to join letters in most of their writing.



Interim teacher assessment framework at the end of key stage 1 - mathematics



Working towards the expected standard

- The pupil can demonstrate an understanding of place value, though may still need to use apparatus to support them (e.g. by stating the difference in the tens and ones between 2 numbers i.e. 77 and 33 has a difference of 40 for the tens and a difference of 4 for the ones; by writing number statements such as $35 < 53$ and $42 > 36$).
- The pupil can count in twos, fives and tens from 0 and use counting strategies to solve problems (e.g. count the number of chairs in a diagram when the chairs are organised in 7 rows of 5 by counting in fives).
- The pupil can read and write numbers correctly in numerals up to 100 (e.g. can write the numbers 14 and 41 correctly).
- The pupil can use number bonds and related subtraction facts within 20 (e.g. $18 = 9 + ?$; $15 = 6 + ?$).
- The pupil can add and subtract a two-digit number and ones and a two-digit number and tens where no regrouping is required (e.g. $23 + 5$; $46 + 20$), they can demonstrate their method using concrete apparatus or pictorial representations.
- The pupil can recall doubles and halves to 20 (e.g. pupil knows that double 2 is 4, double 5 is 10 and half of 18 is 9).
- The pupil can recognise and name triangles, rectangles, squares, circles, cuboids, cubes, pyramids and spheres from a group of shapes or from pictures of the shapes.

Working at the expected standard

- The pupil can partition two-digit numbers into different combinations of tens and ones. This may include using apparatus (e.g. 23 is the same as 2 tens and 3 ones which is the same as 1 ten and 13 ones).
- The pupil can add 2 two-digit numbers within 100 (e.g. $48 + 35$) and can demonstrate their method using concrete apparatus or pictorial representations.
- The pupil can use estimation to check that their answers to a calculation are reasonable (e.g. knowing that $48 + 35$ will be less than 100).
- The pupil can subtract mentally a two-digit number from another two-digit number when there is no regrouping required (e.g. $74 - 33$).
- The pupil can recognise the inverse relationships between addition and subtraction and use this to check calculations and work out missing number problems (e.g. $\Delta - 14 = 28$).
- The pupil can recall and use multiplication and division facts for the 2, 5 and 10 multiplication tables to solve simple problems, demonstrating an understanding of commutativity as necessary (e.g. knowing they can make 7 groups of 5 from 35 blocks and writing $35 \div 5 = 7$; sharing 40 cherries between 10 people and writing $40 \div 10 = 4$; stating the total value of six 5p coins).
- The pupil can identify $\frac{1}{2}$, $\frac{1}{4}$, $\frac{2}{4}$, $\frac{3}{4}$ and knows that all parts must be equal parts of the whole.


Continued on the next page



- The pupil can use different coins to make the same amount (e.g. pupil uses coins to make 50p in different ways; pupil can work out how many £2 coins are needed to exchange for a £20 note).
- The pupil can read scales in divisions of ones, twos, fives and tens in a practical situation where all numbers on the scale are given (e.g. pupil reads the temperature on a thermometer or measures capacities using a measuring jug).
- The pupil can read the time on the clock to the nearest 15 minutes.
- The pupil can describe properties of 2-D and 3-D shapes (e.g. the pupil describes a triangle: it has 3 sides, 3 vertices and 1 line of symmetry; the pupil describes a pyramid: it has 8 edges, 5 faces, 4 of which are triangles and one is a square).

Working at greater depth within the expected standard

- The pupil can reason about addition (e.g. pupil can reason that the sum of 3 odd numbers will always be odd).
- The pupil can use multiplication facts to make deductions outside known multiplication facts (e.g. a pupil knows that multiples of 5 have one digit of 0 or 5 and uses this to reason that 18×5 cannot be 92 as it is not a multiple of 5).
- The pupil can work out mental calculations where regrouping is required (e.g. $52 - 27$; $91 - 73$).
- The pupil can solve more complex missing number problems (e.g. $14 + \square - 3 = 17$; $14 + \Delta = 15 + 27$).
- The pupil can determine remainders given known facts (e.g. given $15 \div 5 = 3$ and has a remainder of 0, pupil recognises that $16 \div 5$ will have a remainder of 1; knowing that $2 \times 7 = 14$ and $2 \times 8 = 16$, pupil explains that making pairs of socks from 15 identical socks will give 7 pairs and one sock will be left).
- The pupil can solve word problems that involve more than one step (e.g. which has the most biscuits, 4 packets of biscuits with 5 in each packet or 3 packets of biscuits with 10 in each packet?).
- The pupil can recognise the relationships between addition and subtraction and can rewrite addition statements as simplified multiplication statements (e.g. $10 + 10 + 10 + 5 + 5 = 3 \times 10 + 2 \times 5 = 4 \times 10$).
- The pupil can find and compare fractions of amounts (e.g. $\frac{1}{4}$ of £20 = £5 and $\frac{1}{2}$ of £8 = £4 so $\frac{1}{4}$ of £20 is greater than $\frac{1}{2}$ of £8).
- The pupil can read the time on the clock to the nearest 5 minutes.
- The pupil can read scales in divisions of ones, twos, fives and tens in a practical situation where not all numbers on the scale are given.
- The pupil can describe similarities and differences of shape properties (e.g. finds 2 different 2-D shapes that only have one line of symmetry; that a cube and a cuboid have the same number of edges, faces and vertices but can describe what is different about them).



Reporting




- We report only teacher assessments to the LA
- We are obliged to report to parents only the teacher assessment levels;
- Parents can have access to test results if requested.




Don't Panic!



- Whilst SATs are statutory, we have been assessing your child's progress throughout the year.
- This means that the scores that your child achieves in the SATs are just one part of the assessment process.
- Your child's final end of year results are determined by the teacher and not the tests!



Finally...



- Children find the testing period quite tiring (and testing!). Please try not to cram in too much extra out of school activities!
- We will be sending home a few light homework tasks between now and the SATS, spellings, reading etc. to help your child prepare for the tests.





Any Questions?

I hope this will give you an idea
of what the SATs involve.
If you have any questions please
do not **hesitate** to ask any
member of staff.

Thank you for your time.

